

Corporate Overview Fact Sheet

2022

Corporate Overview / Products and Services / Business Highlight



Corporate Overview

Suntory Group

Group companies: 285 (as of December 31, 2021)

Employees: 40,275 (as of December 31, 2021)

Consolidated Revenue: ¥2,285.7 billion (January 1 to December 31, 2021)
(excluding excise taxes)

Consolidated Revenue: ¥2,559.2 billion (January 1 to December 31, 2021)
(including excise taxes)

Consolidated Operating Income: ¥247.5 billion (January 1 to December 31, 2021)

Suntory Holdings Limited

Head Office: 2-1-40 Dojimahama, Kita-ku, Osaka City, Osaka, Japan

Suntory World Headquarters: 2-3-3 Daiba, Minato-ku, Tokyo, Japan

Inauguration of business: 1899

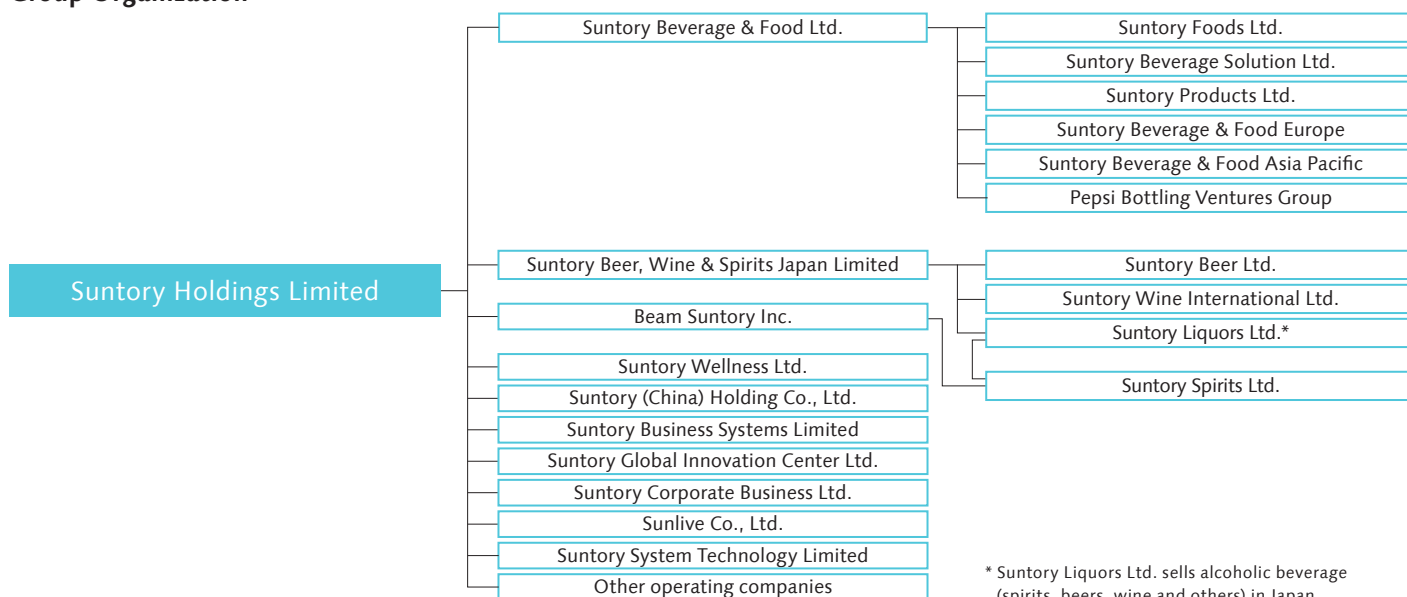
Establishment: February 16, 2009

Representative Director,
Chairman of the Board & Chief Executive Officer: Nobutada Saji

Representative Director,
President & Chief Executive Officer: Takeshi Niinami

Capital: ¥70 billion

Group Organization



* Suntory Liquors Ltd. sells alcoholic beverage (spirits, beers, wine and others) in Japan.



Products and Services

Non-alcoholic Beverage and Food Business/Alcoholic Beverage Business

Non-alcoholic Beverage and Food Business

We deliver a wide range of products including mineral water, coffee, tea, carbonated drinks, sports drinks and healthy drinks. We manufacture and sell these non-alcoholic beverages and foods globally, such as in Japan, Asia Pacific, Europe, America, etc.



Group Companies

Suntory Beverage & Food Ltd.

Japan

Suntory Foods Ltd.
Suntory Foods Okinawa Ltd.
Suntory Beverage Solution Ltd.
SUNVEND Co., Ltd.
Suntory Products Ltd.

Asia Pacific

Suntory Beverage & Food Asia Pte. Ltd.
Suntory Beverage & Food International (Thailand) Co., Ltd.
PT SUNTORY GARUDA BEVERAGE
Suntory PepsiCo Vietnam Beverage Co., Ltd.
Suntory PepsiCo Beverage (Thailand) Co., Ltd.
FRUCOR SUNTORY NEW ZEALAND LIMITED
FRUCOR SUNTORY AUSTRALIA PTY. LIMITED

Europe

Orangina Schweppes Holdings B.V.
Lucozade Ribena Suntory Limited

Americas

Pepsi Bottling Ventures LLC

Alcoholic Beverage Business

We are aiming for further growth through ceaseless challenges since our founding in the production and sales of wine in 1899, including the creation of Japan's first authentic whisky and expansion into beer brewing business. We deliver various products around the world as a comprehensive alcohol beverage company.



Group Companies

Beam Suntory Inc.

Suntory Spirits Ltd.

Suntory Allied Ltd.
Suntory Chita Distillery Ltd.
Osumisyuzo Ltd.

Suntory Beer, Wine & Spirits Japan Limited

Suntory Beer Ltd.

Suntory Liquors Ltd.

Okinawa Suntory Ltd.

Suntory Wine International Ltd.

Fwines Co., Ltd.
Iwanohara Vineyard Co., Ltd.
Château Lagrange S.A.S.
Grands Millésimes de France S.A.S(GMDF)
Château Beychevelle
Château Beaumont
Barrière Frères S.A.S
Weingut Robert Weil

SUNTORY




Products and Services

Health Foods, Restaurants, Flowers, Services and Others/Cross-functional Companies/
Arts, Culture, Academic Foundations and Social Welfare Organization

Health Foods, Restaurants, Flowers, Services and Others

We are involved in various kinds of business, such as the manufacture and sales of ice creams, restaurant businesses in Japan and overseas. Moreover, we also engage in development of variety of products which are based on our polyphenol research and biotechnology, environmental greening businesses in China, and reception services in cultural facilities.



Group Companies

Suntory Wellness Ltd.

Suntory Wellness Taiwan Ltd.
Connecto Co., Ltd.

DYNAC HOLDINGS CORPORATION

Pronto Corp.

Izutsu Maisen Co., Ltd.

Restaurant Suntory Mexico Group

Suntory F&B International Group

Suntory Flowers Ltd.

TOYOTA SUNTORY MIDORIE
(SHANGHAI) Co., Ltd.

Suntory Marketing & Commerce Ltd.

Suntory Publicity Service Ltd.

Suntory Investment and Development Ltd.

Sun-Ad Co., Ltd.

Häagen-Dazs Japan, Inc.

Monte Bussan K.K.






Suntory (China) Holding Co., Ltd.

ASC Fine Wines Holding Ltd.

CT Suntory Trading Co.Ltd.

Cross-functional Companies

We aggregate common operations of the Group companies and establish cross-functional companies that take charge of an array of responsibilities from quality assurance, technological development, procurement and logistics, business systems, fundamental research and sales support.



Group Companies

Suntory China Quality Assurance Center

Suntory MONOZUKURI Expert ASIA PTE. LTD.

Suntory MONOZUKURI Expert Europe LTD.

Suntory Coffee Roastery LTD.

Suntory Malting LTD.

Suntory Trading Hong Kong LTD.

SUNTORY LOGISTICS LIMITED

Suntory System Technology Limited

Suntory Business Systems Limited


Suntory Global Innovation Center Ltd.

Suntory Corporate Business Ltd.

Sunlive Co., Ltd.

Arts, Culture, Academic Foundations and Social Welfare Organization

We are actively engaged in cultural and social contribution activities through three foundations that support arts, local culture and academics, a social welfare organization that operates elderly care facilities and child daycare centers, as well as an educational foundation.



Group Companies

Suntory Foundation for the Arts

Suntory Museum of Art

Suntory Hall

Suntory Foundation

Suntory Foundation for Life Sciences Bioorganic Research Institute

Social Welfare Organization Houjukai

Hibarigaoka Gakuen Educational Foundation




Business Highlight

The Suntory Group adopted IFRS for the fiscal year ended December 31, 2017.


Consolidated Revenue

(Billion of yen)



Consolidated Operating Income

(Billion of yen)



Sales by Business Segment

Others


(Health food, ice cream, restaurants, flowers, operations in China and other operations)

¥236.7 billion
(10%)

Beverage and Food

(Non-alcoholic beverages, health drinks, processed food, other products)

¥1,263.8 billion
(55%)



Alcoholic Beverage

(Spirits, beer, wine and other alcoholic beverages)

¥785.1 billion
(34%)

Sales by Area

Asia, Oceania

¥396.5 billion
(17%)

Japan

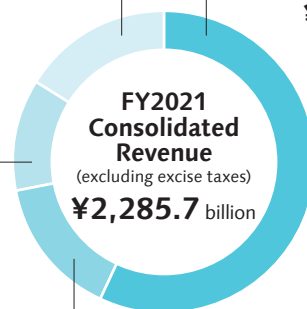
¥1,210.2 billion
(53%)

Europe

¥316.2 billion
(14%)

Americas

¥362.7 billion
(16%)



Number of Group Companies/Employees by Region

